




PRECEDENT CARGO BOX INSTALLATION INSTRUCTIONS

MJCBB1000

INCLUDED:

- CARGO BOX BRACKET
- MOUNTING BRACKET
- SEAT BACK BAR
- SEAT BACK SUPPORT BRACKET
- 2 SEAT BACK BRACKETS
- 2 BAGWELL BRACKETS
- 2 REAR STRUTS
- 4 HARDWARE PACKS



1

Remove lower strut hardware from both sides located on the inside of the basket. Retain all hardware you will need it later.



2

Remove upper rear canopy strut hardware. It is not necessary to remove entire canopy hardware and canopy. Retain hardware. You will need it later.




Remove front seat hardware located behind seat. Retain hardware. You will need it later.

3

Remove hardware from rear base of basket. Retain hardware. You will need it later.

4





Remove hardware from front base of basket. Retain hardware. You will need it later. Remove basket assembly.

5

Remove hardware to take off basket retainer. Retain hardware. You will need it later.


6





Attach mounting bracket to golf cart using hardware from step 6. Attach mounting bracket to bagwell brackets using hardware from pack 1. Attach bagwell brackets to bagwell using hardware and spacers from pack 1.

Insert struts. Attach seat back support bracket to mounting bracket and struts using hardware from pack 2. Attach seat back bar to struts using hardware from pack 2.



ATTACH HARDWARE



Attach seat back to seat back brackets using hardware from step 3. Attach seat back brackets to seat back bar using 45mm bolts from hardware pack 2.

Attach cargo box bracket to mounting bracket using hardware from pack 3.





11
Attach seat back brackets to seat back bar using hardware from pack 4.



12
Attach the canopy by using hardware from step 2.

CLUB CAR PRECEDENT CARGO BOX HARDWARE PACKS

HARDWARE PACK 1

**BAGWELL BRACKETS TO FLOOR OF BAGWELL;
BAGWELL BRACKETS TO MOUNTING BRACKET**

- (2) 10MM X 45MM SHOULDER HEX BOLTS**
- (2) 10MM X 25MM SHOULDER HEX BOLTS**
- (8) 10MM X 25MM X 2MM WASHERS**
- (4) 10MM ANTI-SLIP NUTS**

HARDWARE PACK 2

**SEAT BACK SUPPORT BRACKET TO MOUNTING BRACKET AND STRUTS;
SEAT BACK BAR TO STRUTS**

- (6) 10MM X 65MM SHOULDER HEX BOLTS**
- (2) 10MM X 45MM SHOULDER HEX BOLTS**
- (20) 10MM X 25MM X 2MM WASHERS**
- (8) 10MM ANTI-SLIP NUTS**

HARDWARE PACK 3

**SEAT BACK BRACKETS TO SEAT BACK BAR;
CARGO BOX BRACKET TO MOUNTING BRACKET**

- (2) 8MM X 65MM SHOULDER HEX BOLTS**
- (2) 8MM X 18MM X 1.5MM WASHERS**
- (2) 10MM X 45MM SHOULDER HEX BOLTS**
- (4) 10MM X 25MM X 2MM WASHERS**
- (2) 10MM ANTI-SLIP NUTS**

HARDWARE PACK 4

CARGO BOX TO MOUNTING BRACKET

- (4) 10MM X 40MM SHOULDER HEX BOLTS**
- (8) 10MM X 25MM X 2MM WASHERS**
- (4) 10MM ANTI-SLIP NUTS**